

Signify Classified - Internal
Cooper Lighting Solutions Photometric Lab
1121 Highway 74 South
Peachtree City, GA 30269



Scaled data based on original data using
LM-79-08 Approved Method: Electrical and Photometric Measurements of Solid-
State Lighting Products

Test Report Prepared for
Cooper Lighting Solutions
(formerly Eaton)

Brand: LUMARK

Report Number: P980989

Luminaire Tested: **NFFLD-C40-7060-66**

Issue Date: 04/10/2025



Test Information

Test Method: LM-79-08
Report Number: P980989
Test Lab: INNOVATION CENTER(G2)
Issue Date: 04/10/2025
Manufacturer: COOPER LIGHTING SOLUTIONS (FORMERLY EATON)
Product Line: LUMARK
Catalog Number: NFFLD-C40-7060-66
Description: LUMARK NIGHT FALCON MEDIUM SIZE 130W 70CRI 5700K LED FIXTURE NEMA 6
Light Source: (2) 5700K CCT, 70 CRI LEDS
Ballast/Driver: ELECTRONIC DRIVER

Summary

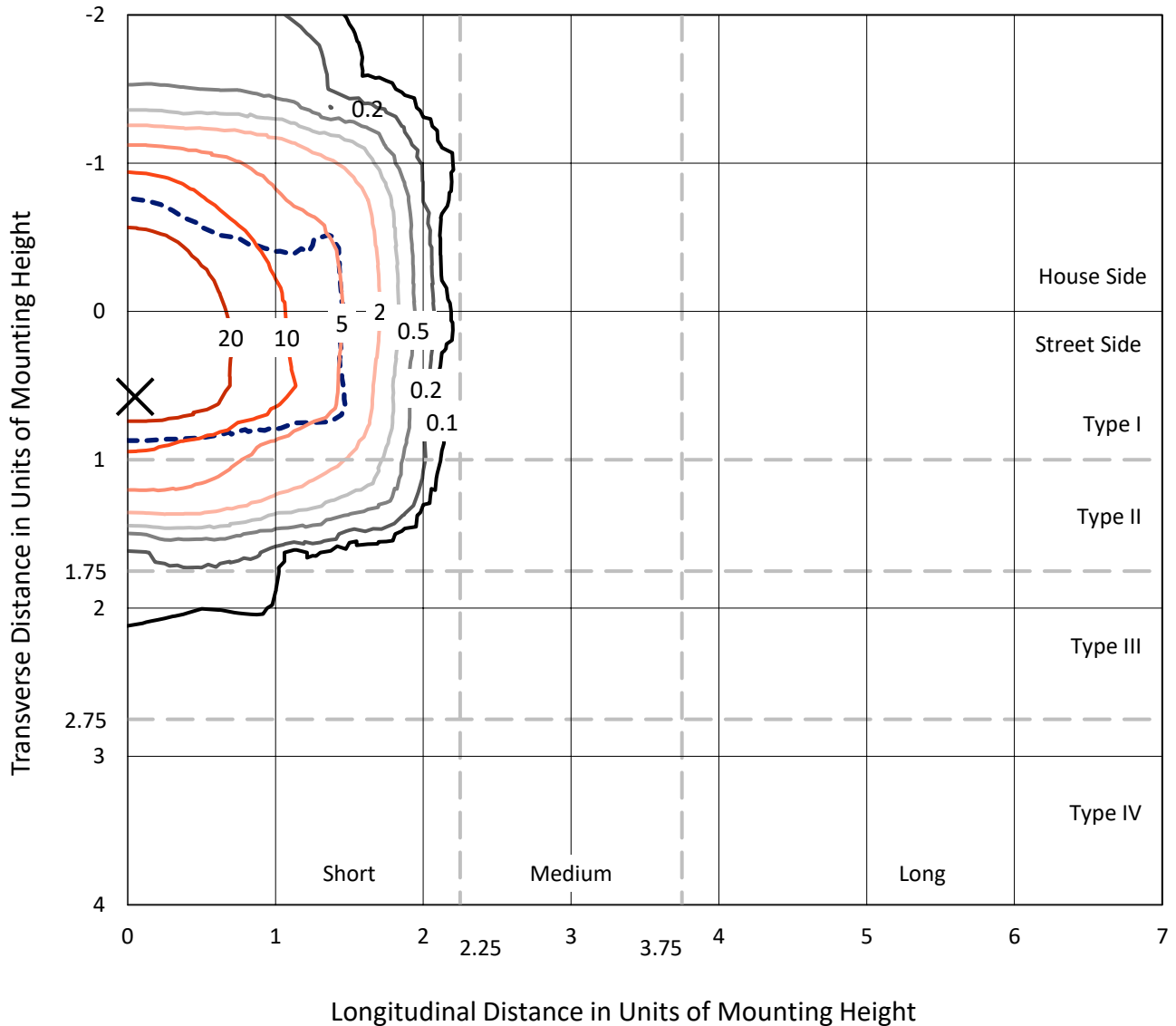
Lumens per Lamp: N/A
Luminaire Lumens: 22434.5 lumens
Efficiency: N/A
Efficacy: 168.8 lumens/watt
Luminous Opening: Rectangular (W 1' x L: 0.31' x H: 0')
IES Classification: Type I - Short
BUG Rating: B4 - U0 - G1

Input Watts (W): 132.9
Input Voltage (V): 120
Input Current (Ain): NR
Voltage Rise (V): NR
Power Factor: 0.99
Total Harmonic Distortion (THDi): 2.87%
Frequency (hertz): 60
Stabilization Time: NR
Operation Time: NR
Ambient Temperature (°C): NR
Test Distance: 28.75 FT

REPORT NUMBER: P980989
 CATALOG NUMBER: NFFLD-C40-7060-66

Iso-Footcandle Lines of Horizontal Illumination

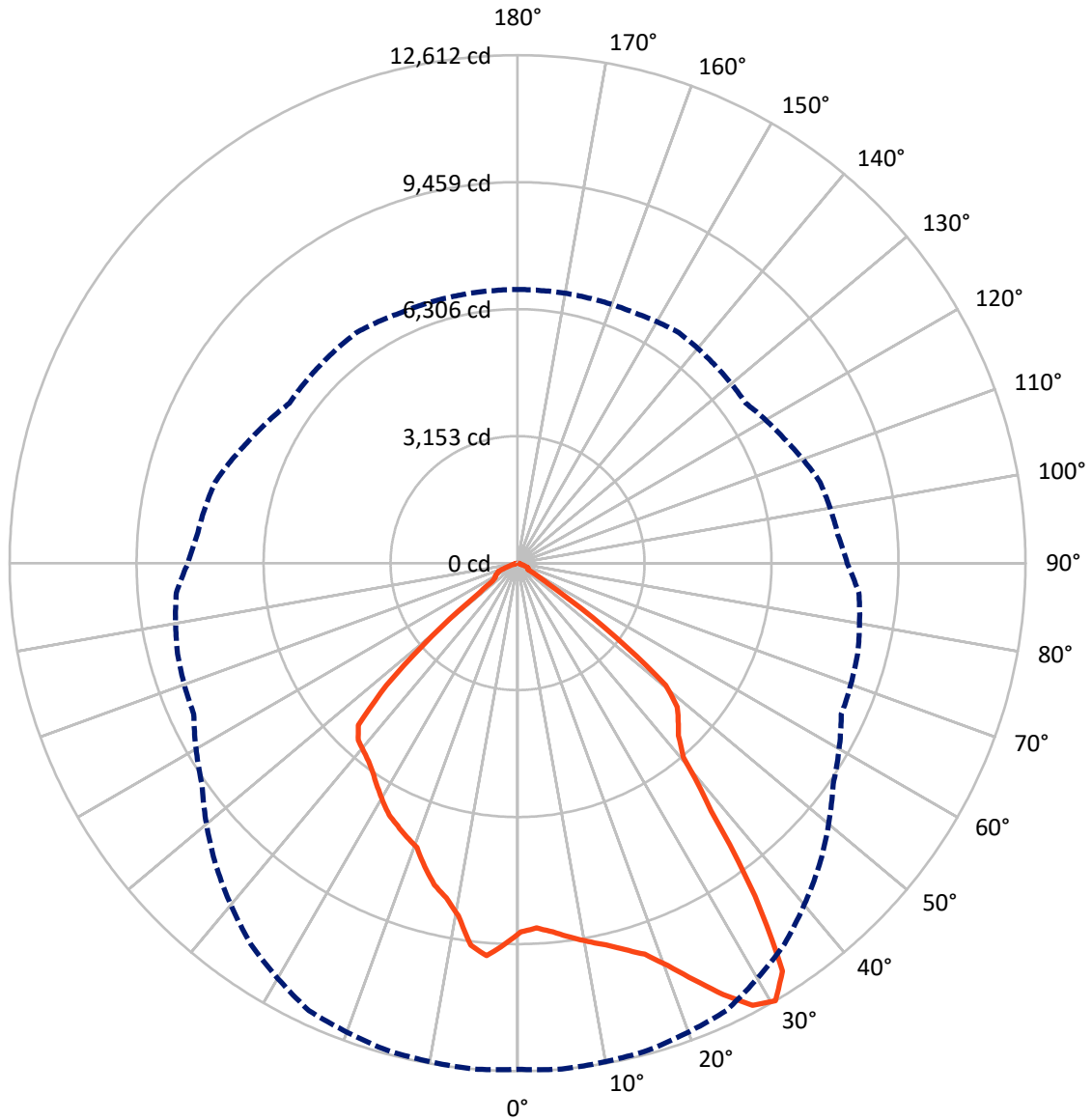
× Max cd
 - - - 1/2 Max cd



Based on 15 foot mounting height. Maximum calculated value = 41.7 fc
 Type I - Short - N/A

REPORT NUMBER: P980989
CATALOG NUMBER: NFFLD-C40-7060-66

Luminous Intensity Polar Plot



— Vertical Plane Through 5-Deg Lateral - - - Horizontal Cone Through 30-Deg Vertical

REPORT NUMBER: P980989
 CATALOG NUMBER: NFFLD-C40-7060-66

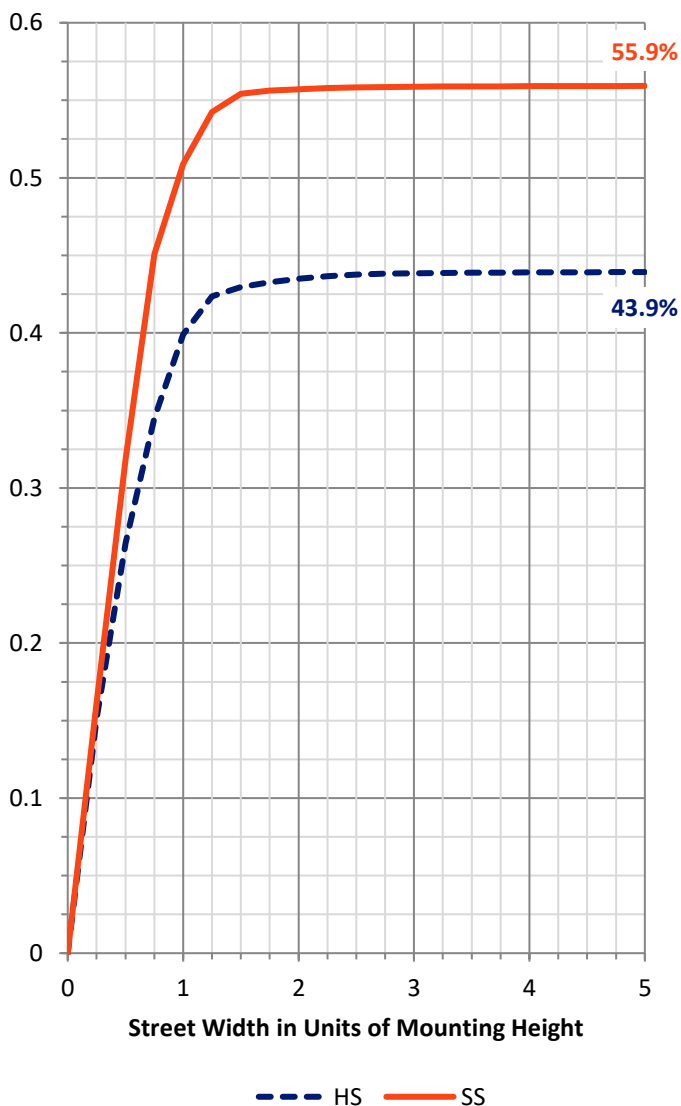
FLUX DISTRIBUTION:

		Downward	Upward	Total
House Side	Lumens	9922.6	0.0	9922.6
	% Fixture	44.2	0.0	44.2
Street Side	Lumens	12512.0	0.0	12512.0
	% Fixture	55.8	0.0	55.8
Total	Lumens	22434.5	0.0	22434.5
	% Fixture	100.0	0.0	100.0

Coefficient of Utilization

ZONAL LUMENS:

Zone	Lumens	% Fixture
0°-10°	895.8	4.0
10°-20°	2594.9	11.6
20°-30°	4135.2	18.4
30°-40°	5169.7	23.0
40°-50°	5073.2	22.6
50°-60°	3627.0	16.2
60°-70°	802.5	3.6
70°-80°	123.3	0.5
80°-90°	13.0	0.1
90°-100°	0.0	0.0
100°-110°	0.0	0.0
110°-120°	0.0	0.0
120°-130°	0.0	0.0
130°-140°	0.0	0.0
140°-150°	0.0	0.0
150°-160°	0.0	0.0
160°-170°	0.0	0.0
170°-180°	0.0	0.0
0°-90°	22434.5	100.0
0°-180°	22434.5	100.0

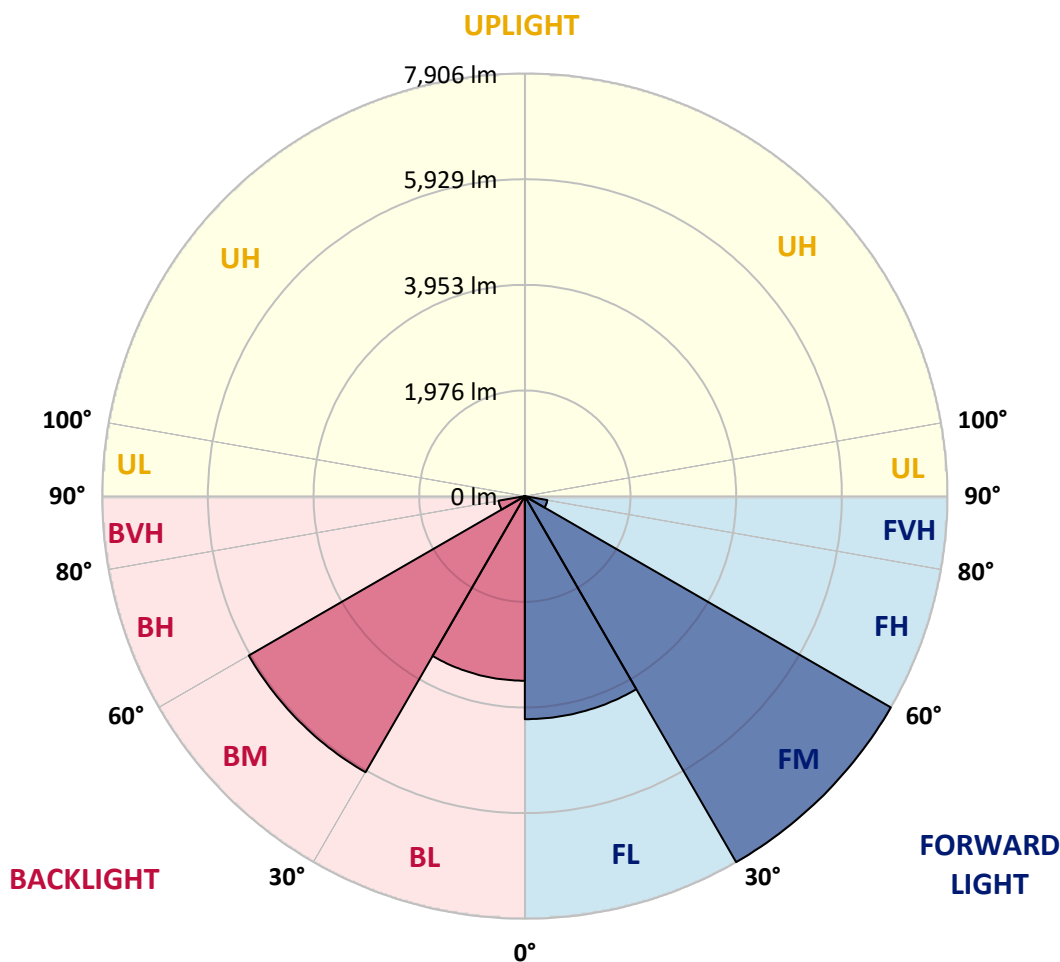


REPORT NUMBER: P980989
 CATALOG NUMBER: NFFLD-C40-7060-66

LUMINAIRE CLASSIFICATION SYSTEM LUMEN TABLE AND BUG RATING:

Zone	Lumens	% Fixture	Zone Rating/Lumen Limit		
			B	U	G
FL (0°-30°)	4172.6	18.6			
FM (30°-60°)	7905.9	35.2			
FH (60°-80°)	426.8	1.9			G0/660
FVH (80°-90°)	6.6	0.0			G0/10
BL (0°-30°)	3453.2	15.4	B4/5000		
BM (30°-60°)	5963.9	26.6	B4/8500		
BH (60°-80°)	498.9	2.2	B1/500		G1/500
BVH (80°-90°)	6.4	0.0			G0/10
UL (90°-100°)	0.0	0.0		U0/0	
UH (100°-180°)	0.0	0.0		U0/0	

BUG Rating: B4-U0-G1
 Type I Short





REPORT NUMBER: P980989
 CATALOG NUMBER: NFFLD-C40-7060-66

CANDELA DISTRIBUTION (FULL):

	0°	5°	15°	25°	35°	45°	55°	65°	75°	85°	90°
0°	9157.0	9157.0	9157.0	9157.0	9157.0	9157.0	9157.0	9157.0	9157.0	9157.0	9157.0
2.5°	9054.5	9069.2	9083.8	9105.8	9135.0	9149.7	9135.0	9120.4	9113.1	9127.7	9135.0
5°	9179.0	9200.9	9208.2	9222.9	9237.5	9222.9	9215.6	9200.9	9193.6	9200.9	9222.9
7.5°	9361.9	9376.6	9369.3	9361.9	9354.6	9303.4	9252.2	9230.2	9230.2	9252.2	9310.7
10°	9523.0	9552.3	9515.7	9486.4	9435.1	9354.6	9266.8	9215.6	9230.2	9274.1	9347.3
12.5°	9727.9	9727.9	9691.3	9662.1	9544.9	9449.8	9332.7	9252.2	9252.2	9332.7	9413.2
15°	9976.8	9954.8	9940.2	9859.7	9720.6	9566.9	9420.5	9303.4	9281.4	9405.9	9457.1
17.5°	10291.6	10211.0	10174.4	10035.4	9845.0	9647.4	9449.8	9354.6	9288.7	9420.5	9361.9
20°	10723.4	10664.9	10547.7	10328.2	9940.2	9684.0	9449.8	9325.3	9274.1	9347.3	9288.7
22.5°	11279.7	11243.1	10979.6	10701.5	10189.1	9713.3	9413.2	9244.8	9230.2	9193.6	9069.2
25°	11960.5	11865.3	11594.5	11199.2	10562.4	9998.8	9405.9	9098.4	9047.2	8952.0	8732.4
27.5°	12538.7	12436.2	12106.8	11755.5	11074.8	10423.3	9464.4	8922.8	8864.2	8798.3	8527.5
30°	12568.0	12611.9	12524.1	12260.6	11550.5	10599.0	9566.9	8871.5	8739.8	8505.5	8183.5
32.5°	11975.1	12077.6	12289.8	12385.0	11909.2	10811.3	9654.7	8893.5	8651.9	8088.3	7824.8
35°	9947.5	10152.5	11023.5	11843.3	12011.7	11118.7	9727.9	8893.5	8622.7	7788.2	7583.2
37.5°	7641.8	7810.2	8549.5	10035.4	11557.9	11309.0	9889.0	8842.2	8586.1	7810.2	7532.0
40°	6243.7	6338.9	6661.0	7671.1	9962.2	10994.2	10050.0	8900.8	8476.3	7824.8	7561.3
42.5°	5863.1	5855.8	5789.9	6163.2	7597.9	10072.0	10159.8	9047.2	8293.3	7729.6	7510.1
45°	5606.9	5592.3	5533.7	5606.9	6009.5	8242.0	10079.3	9310.7	8066.4	7392.9	7246.5
47.5°	5328.8	5336.1	5314.1	5343.4	5270.2	6258.4	9625.5	9420.5	7678.4	6829.3	6778.1
50°	4662.7	4772.5	5065.3	5094.5	4904.2	5050.6	8242.0	9369.3	7400.3	6668.3	6624.4
52.5°	2898.6	3074.3	3938.0	4670.0	4560.2	4560.2	6287.7	9442.5	6902.5	6609.7	6639.0
55°	1024.8	1156.5	2108.1	3213.4	4084.4	4164.9	4970.1	8403.1	6844.0	6712.2	6741.5
57.5°	256.2	314.7	644.1	1390.8	2752.2	3777.0	4443.1	6939.1	5197.0	5014.0	5087.2
60°	300.1	292.8	402.6	446.5	1068.7	2986.5	4003.9	4684.6	3352.4	3140.2	3176.8
62.5°	322.1	300.1	314.7	395.3	175.7	1463.9	3191.4	2788.8	1383.4	1024.8	1083.3
65°	285.5	270.8	248.9	366.0	124.4	270.8	1881.2	819.8	197.6	314.7	285.5
67.5°	190.3	197.6	205.0	292.8	117.1	117.1	248.9	205.0	139.1	285.5	248.9
70°	109.8	117.1	139.1	175.7	117.1	95.2	109.8	168.4	117.1	285.5	248.9
72.5°	65.9	65.9	65.9	73.2	117.1	80.5	73.2	139.1	102.5	263.5	248.9
75°	51.2	51.2	51.2	43.9	102.5	51.2	51.2	109.8	87.8	190.3	190.3
77.5°	43.9	43.9	43.9	36.6	58.6	43.9	43.9	80.5	80.5	95.2	109.8
80°	29.3	29.3	29.3	29.3	36.6	36.6	29.3	43.9	36.6	43.9	51.2
82.5°	14.6	22.0	22.0	14.6	22.0	22.0	22.0	29.3	22.0	29.3	29.3
85°	7.3	7.3	7.3	7.3	7.3	7.3	7.3	14.6	7.3	7.3	14.6
87.5°	0.0	0.0	0.0	0.0	0.0	0.0	0.0	0.0	0.0	0.0	0.0
90°	0.0	0.0	0.0	0.0	0.0	0.0	0.0	0.0	0.0	0.0	0.0



REPORT NUMBER: P980989
 CATALOG NUMBER: NFFLD-C40-7060-66

CANDELA DISTRIBUTION (continued):

	95°	105°	115°	125°	135°	145°	155°	165°	175°	180°
0°	9157.0	9157.0	9157.0	9157.0	9157.0	9157.0	9157.0	9157.0	9157.0	9157.0
2.5°	9149.7	9186.3	9237.5	9318.0	9347.3	9398.5	9442.5	9479.1	9479.1	9464.4
5°	9266.8	9369.3	9508.3	9632.8	9676.7	9727.9	9749.9	9786.5	9779.2	9771.9
7.5°	9369.3	9530.3	9676.7	9764.5	9749.9	9684.0	9640.1	9581.5	9559.6	9574.2
10°	9449.8	9596.2	9662.1	9603.5	9427.8	9274.1	9076.5	8944.7	8878.8	8900.8
12.5°	9479.1	9530.3	9471.7	9149.7	8930.1	8783.7	8622.7	8534.8	8498.2	8505.5
15°	9486.4	9369.3	9047.2	8805.6	8644.6	8461.6	8329.9	8249.3	8249.3	8256.7
17.5°	9332.7	9047.2	8769.0	8586.1	8359.1	8168.8	8095.6	8066.4	7883.4	7912.6
20°	9193.6	8783.7	8630.0	8344.5	8073.7	7949.2	7524.7	7480.8	7488.1	7495.4
22.5°	8900.8	8593.4	8454.3	8081.0	7773.6	7429.5	7371.0	7327.1	7334.4	7334.4
25°	8498.2	8322.5	8132.2	7744.3	7371.0	7305.1	7261.2	7202.6	7173.3	7180.7
27.5°	8271.3	8051.7	7700.4	7371.0	7129.4	7158.7	7107.5	7019.6	7019.6	7026.9
30°	7985.8	7773.6	7305.1	6917.2	6939.1	6983.0	6858.6	6814.7	6792.7	6792.7
32.5°	7634.5	7341.7	6931.8	6565.8	6697.6	6682.9	6529.2	6543.8	6558.5	6543.8
35°	7371.0	6990.4	6646.3	6448.7	6397.5	6338.9	6258.4	6309.6	6331.6	6316.9
37.5°	7305.1	6851.3	6492.6	6353.5	6155.9	6046.1	6068.1	6119.3	6148.6	6141.3
40°	7283.1	6712.2	6360.9	6214.5	5950.9	5855.8	5885.1	5987.5	6024.1	6016.8
42.5°	7253.9	6617.0	6280.3	6104.7	5738.7	5672.8	5811.9	5907.0	5914.3	5907.0
45°	7100.1	6514.6	6229.1	5877.8	5416.6	5497.1	5672.8	5724.0	5636.2	5599.6
47.5°	6741.5	6324.3	6075.4	5599.6	5153.1	5306.8	5328.8	4772.5	4450.4	4377.2
50°	6639.0	6331.6	5899.7	5270.2	4992.1	5145.8	4186.9	3198.7	2796.1	2715.6
52.5°	6609.7	6258.4	5965.6	4926.2	4933.5	4340.6	2642.4	1566.4	1259.0	1200.4
55°	6682.9	6580.4	6075.4	4721.2	4589.5	2825.4	1229.7	739.3	761.3	739.3
57.5°	5043.3	5504.4	6207.1	4399.2	3352.4	1361.5	775.9	717.3	666.1	651.5
60°	3147.5	3586.7	4545.6	3784.3	1720.1	812.5	790.5	666.1	644.1	636.8
62.5°	1039.4	1595.7	2605.8	2488.7	475.8	805.2	797.9	592.9	592.9	592.9
65°	263.5	270.8	717.3	856.4	351.3	717.3	761.3	556.3	541.7	563.6
67.5°	226.9	205.0	380.6	336.7	292.8	497.7	666.1	534.3	505.1	505.1
70°	226.9	241.6	373.3	314.7	183.0	270.8	483.1	329.4	292.8	270.8
72.5°	212.3	234.2	329.4	285.5	124.4	131.8	212.3	109.8	102.5	87.8
75°	183.0	190.3	256.2	256.2	131.8	65.9	87.8	73.2	73.2	65.9
77.5°	124.4	95.2	146.4	183.0	95.2	43.9	36.6	36.6	36.6	29.3
80°	65.9	36.6	36.6	29.3	36.6	36.6	22.0	29.3	29.3	22.0
82.5°	36.6	22.0	22.0	14.6	14.6	22.0	14.6	14.6	14.6	14.6
85°	14.6	14.6	7.3	7.3	7.3	14.6	7.3	7.3	7.3	7.3
87.5°	0.0	0.0	0.0	0.0	0.0	0.0	0.0	0.0	7.3	7.3
90°	0.0	0.0	0.0	0.0	0.0	0.0	0.0	0.0	0.0	0.0

LM-79-2019: Approved Method: Electrical and Photometric Measurements of Solid-State Lighting Products

Report Prepared for

Cooper Lighting Solutions

Lumark

Report Number: SP1-2501-319-13

Test Date: 02/05/2025

Luminaire Tested: NFFLD-C55-7040-66

Data in this report applies to families of products including NFFLD-C55-7040-66

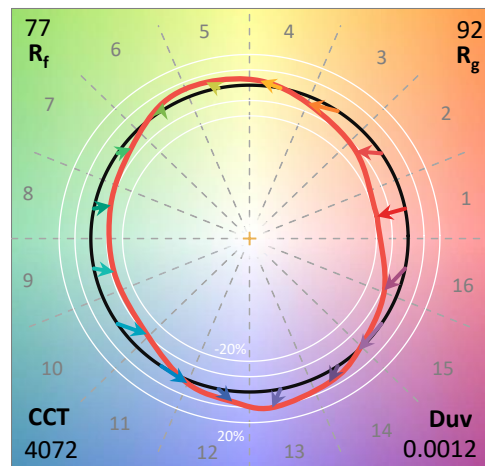
Test Information

Test Method: LM-79-2019
 Report Number: SP1-2501-319-13
 Test Lab: COOPER LIGHTING SOLUTIONS
 Photometer: SP1 - 76IN SPHERE
 Measurement Geometry: 4π
 Issue Date: 02/06/2025
 Manufacturer: COOPER LIGHTING SOLUTIONS
 Product Line: Lumark
 Catalog Number: **NFFLD-C55-7040-66**
 Description: LUMARK NIGHT FALCON 16900LM NEMA 6

Spectral Parameters

CCT (K): 4072
 CIE u': 0.2232
 CIE v': 0.5017
 Duv: 0.0012
 CIE x: 0.3781
 CIE y: 0.3777
 CIE z: 0.2442
 Peak Wavelength (nm): 582
 Dominant Wavelength (nm): 578
 Purity: 26.82001
 Rf: 76.8
 Rg: 91.7

CRI (Ra):	73.2		
R1:	68.7	R9:	-38.7
R2:	82.1	R10:	58.6
R3:	92.3	R11:	65.6
R4:	69.9	R12:	52.4
R5:	69.8	R13:	71.5
R6:	75.1	R14:	95.9
R7:	79.8	R15:	60.5
R8:	47.9		



Test Conditions

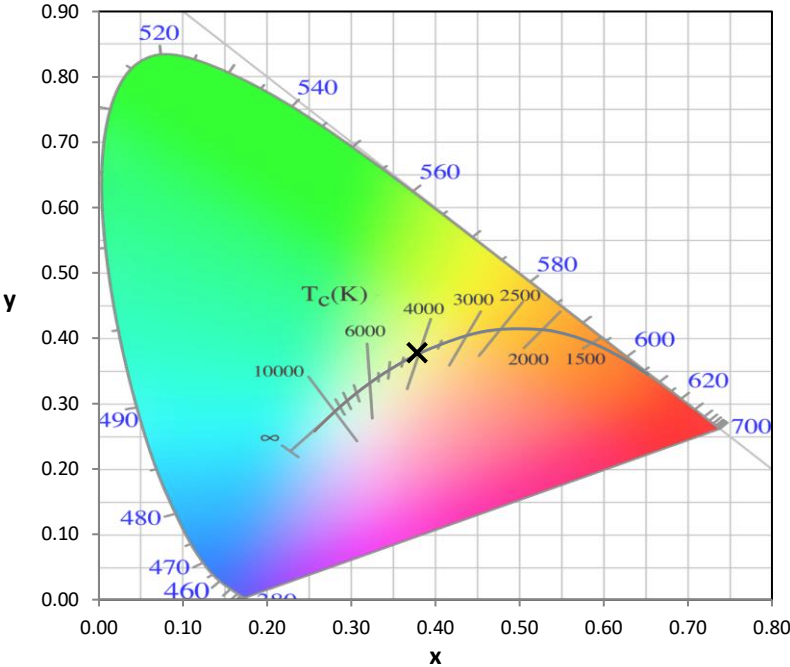
Stabilization Time: 38M
 Operation Time: 1H 38M
 Sphere Temperature (°C): 25.0

REPORT NUMBER: SP1-2501-319-13

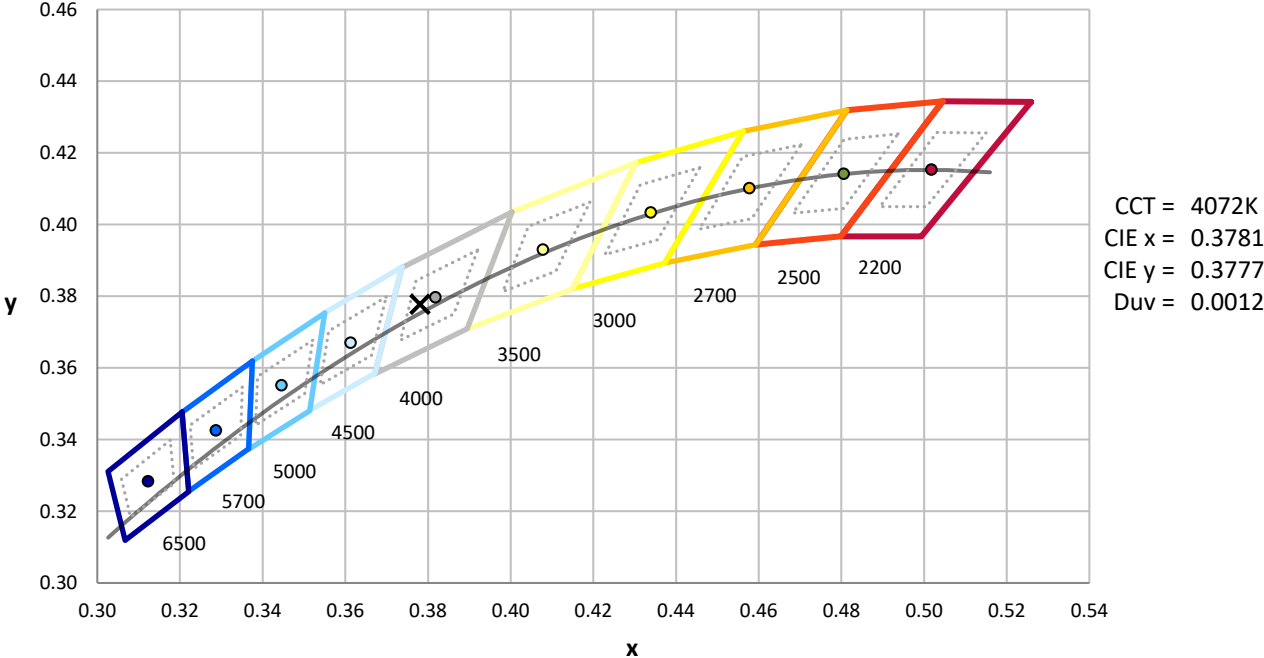
Measurement and Test Equipment			
Instrument	Identification Number	Calibration Date	Calibration Due Date
Photometer	IN0058	12/16/2024	6/16/2025
Power Meter	INXT2011004	1/21/2025	1/21/2026
AC Power Source	IN0063	10/22/2024	10/22/2025
DC Power Source	IN0208	10/22/2024	10/22/2025
Sphere Thermometer	IN0085	10/22/2024	10/22/2025
Room Thermometer	IN0046	10/22/2024	10/22/2025

REPORT NUMBER: SP1-2501-319-13

CIE 1931 Chromaticity Diagram



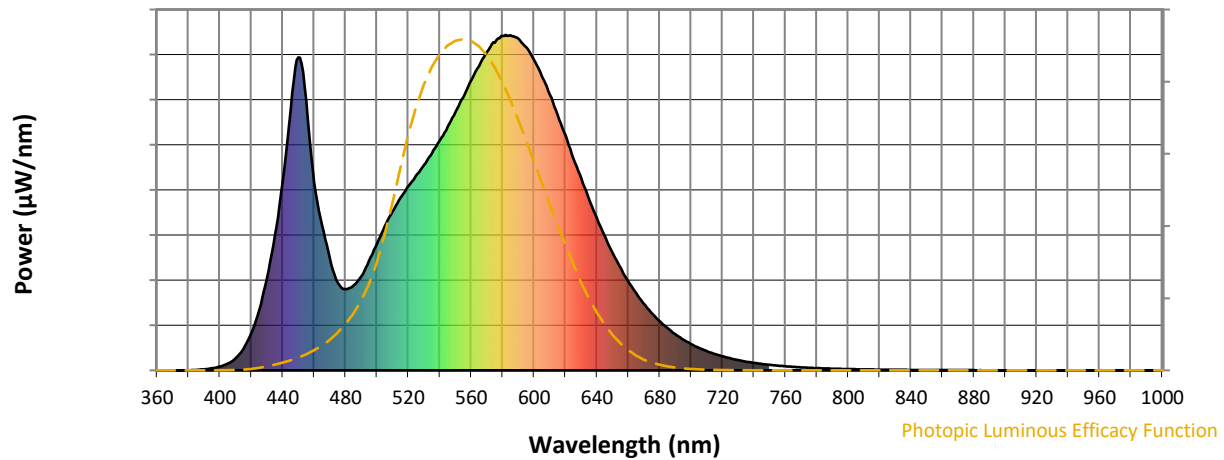
CIE 1931 Chromaticity Diagram with 2017 ANSI 7-Step and 4-Step Quadrangles



Point lies inside the ANSI 4000K 4-step quadrangle

REPORT NUMBER: SP1-2501-319-13

Photopic Flux vs. Wavelength

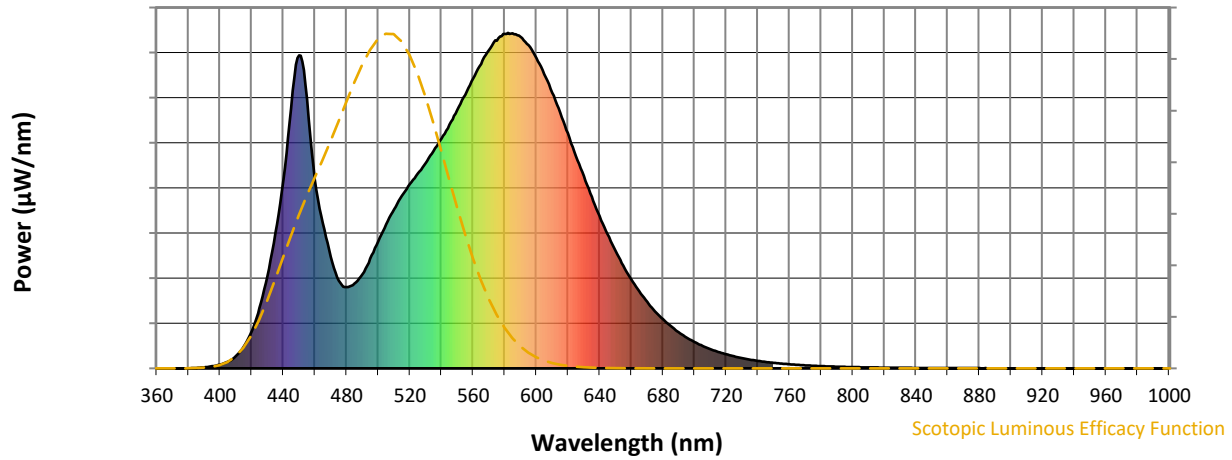


Photopic Lumens: NR

λ (nm)	Power W [^] /nm	Lumens (φ/nm)	λ (nm)	Power W [^] /nm	Lumens (φ/nm)	λ (nm)	Power W [^] /nm	Lumens (φ/nm)	λ (nm)	Power W [^] /nm	Lumens (φ/nm)	λ (nm)	Power W [^] /nm	Lumens (φ/nm)
360	0	NR	490	280	NR	620	701	NR	750	16	NR	880	1	NR
365	0	NR	495	327	NR	625	633	NR	755	14	NR	885	0	NR
370	0	NR	500	378	NR	630	573	NR	760	12	NR	890	0	NR
375	0	NR	505	429	NR	635	511	NR	765	10	NR	895	0	NR
380	0	NR	510	474	NR	640	454	NR	770	9	NR	900	0	NR
385	1	NR	515	514	NR	645	400	NR	775	8	NR	905	0	NR
390	3	NR	520	549	NR	650	350	NR	780	7	NR	910	0	NR
395	6	NR	525	581	NR	655	306	NR	785	6	NR	915	0	NR
400	11	NR	530	613	NR	660	265	NR	790	5	NR	920	0	NR
405	20	NR	535	647	NR	665	230	NR	795	4	NR	925	0	NR
410	37	NR	540	685	NR	670	198	NR	800	4	NR	930	0	NR
415	65	NR	545	727	NR	675	170	NR	805	3	NR	935	0	NR
420	111	NR	550	770	NR	680	147	NR	810	3	NR	940	0	NR
425	180	NR	555	815	NR	685	126	NR	815	3	NR	945	0	NR
430	275	NR	560	864	NR	690	107	NR	820	2	NR	950	0	NR
435	403	NR	565	907	NR	695	92	NR	825	2	NR	955	0	NR
440	562	NR	570	948	NR	700	78	NR	830	2	NR	960	0	NR
445	775	NR	575	977	NR	705	67	NR	835	2	NR	965	0	NR
450	933	NR	580	997	NR	710	57	NR	840	1	NR	970	0	NR
455	801	NR	585	999	NR	715	49	NR	845	1	NR	975	0	NR
460	562	NR	590	988	NR	720	42	NR	850	1	NR	980	0	NR
465	433	NR	595	963	NR	725	36	NR	855	1	NR	985	0	NR
470	332	NR	600	925	NR	730	31	NR	860	1	NR	990	0	NR
475	261	NR	605	877	NR	735	26	NR	865	1	NR	995	0	NR
480	243	NR	610	822	NR	740	22	NR	870	1	NR	1000	0	NR
485	253	NR	615	762	NR	745	19	NR	875	1	NR			

REPORT NUMBER: SP1-2501-319-13

Scotopic Flux vs. Wavelength



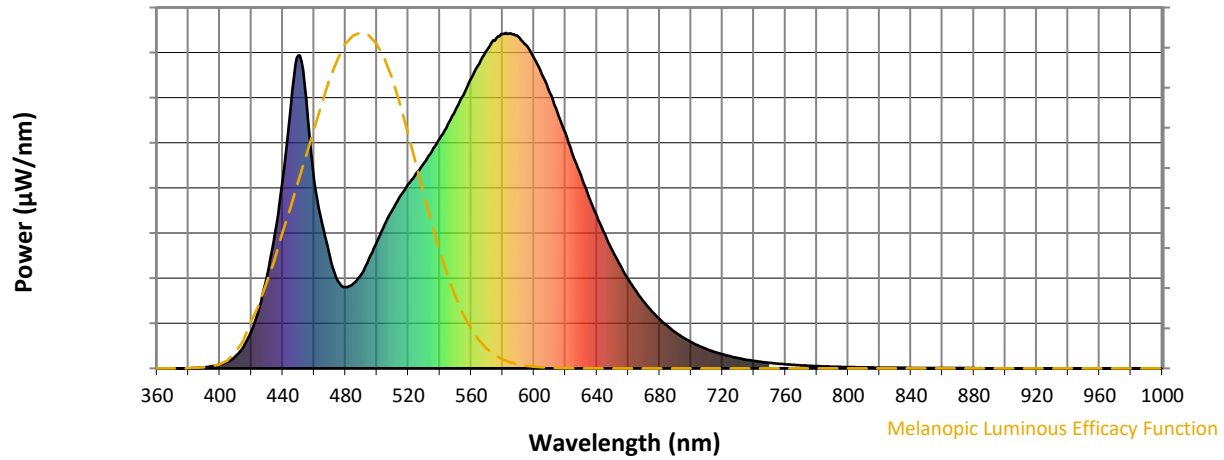
Scotopic Lumens: NR

S/P: 1.6

λ (nm)	Power W [^] /nm	Lumens (ϕ /nm)	λ (nm)	Power W [^] /nm	Lumens (ϕ /nm)	λ (nm)	Power W [^] /nm	Lumens (ϕ /nm)	λ (nm)	Power W [^] /nm	Lumens (ϕ /nm)	λ (nm)	Power W [^] /nm	Lumens (ϕ /nm)
360	0	NR	490	280	NR	620	701	NR	750	16	NR	880	1	NR
365	0	NR	495	327	NR	625	633	NR	755	14	NR	885	0	NR
370	0	NR	500	378	NR	630	573	NR	760	12	NR	890	0	NR
375	0	NR	505	429	NR	635	511	NR	765	10	NR	895	0	NR
380	0	NR	510	474	NR	640	454	NR	770	9	NR	900	0	NR
385	1	NR	515	514	NR	645	400	NR	775	8	NR	905	0	NR
390	3	NR	520	549	NR	650	350	NR	780	7	NR	910	0	NR
395	6	NR	525	581	NR	655	306	NR	785	6	NR	915	0	NR
400	11	NR	530	613	NR	660	265	NR	790	5	NR	920	0	NR
405	20	NR	535	647	NR	665	230	NR	795	4	NR	925	0	NR
410	37	NR	540	685	NR	670	198	NR	800	4	NR	930	0	NR
415	65	NR	545	727	NR	675	170	NR	805	3	NR	935	0	NR
420	111	NR	550	770	NR	680	147	NR	810	3	NR	940	0	NR
425	180	NR	555	815	NR	685	126	NR	815	3	NR	945	0	NR
430	275	NR	560	864	NR	690	107	NR	820	2	NR	950	0	NR
435	403	NR	565	907	NR	695	92	NR	825	2	NR	955	0	NR
440	562	NR	570	948	NR	700	78	NR	830	2	NR	960	0	NR
445	775	NR	575	977	NR	705	67	NR	835	2	NR	965	0	NR
450	933	NR	580	997	NR	710	57	NR	840	1	NR	970	0	NR
455	801	NR	585	999	NR	715	49	NR	845	1	NR	975	0	NR
460	562	NR	590	988	NR	720	42	NR	850	1	NR	980	0	NR
465	433	NR	595	963	NR	725	36	NR	855	1	NR	985	0	NR
470	332	NR	600	925	NR	730	31	NR	860	1	NR	990	0	NR
475	261	NR	605	877	NR	735	26	NR	865	1	NR	995	0	NR
480	243	NR	610	822	NR	740	22	NR	870	1	NR	1000	0	NR
485	253	NR	615	762	NR	745	19	NR	875	1	NR			

REPORT NUMBER: SP1-2501-319-13

Melanopic Flux vs. Wavelength



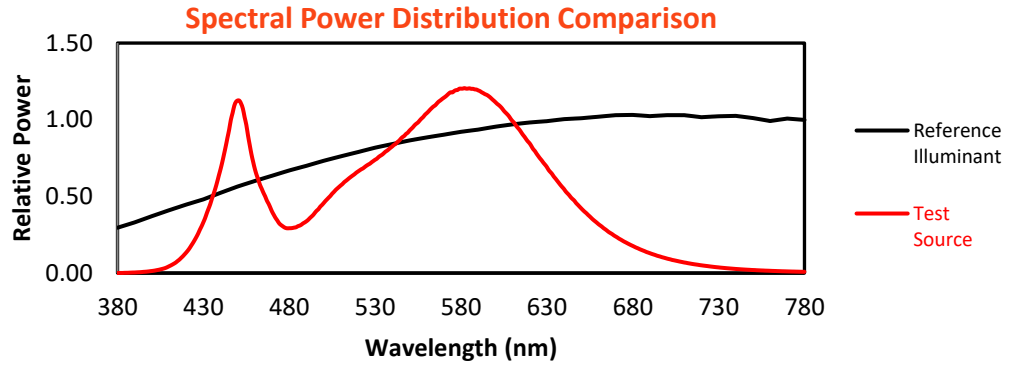
Melanopic Lumens: NR

M/P: 3.24

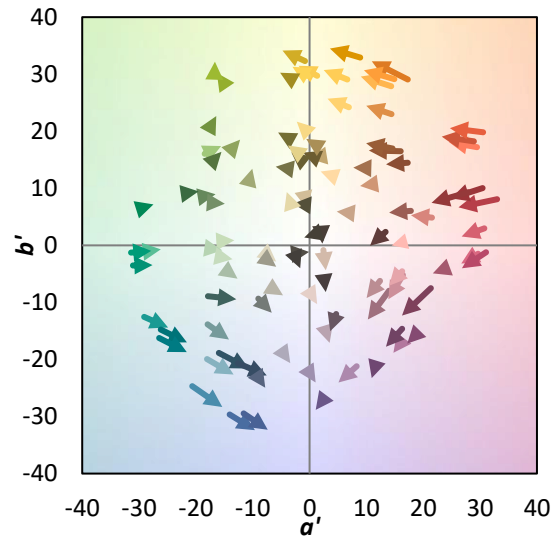
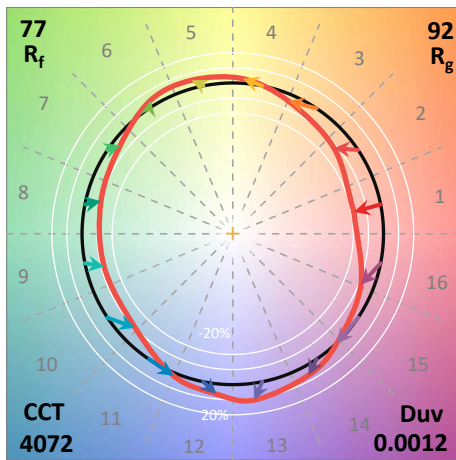
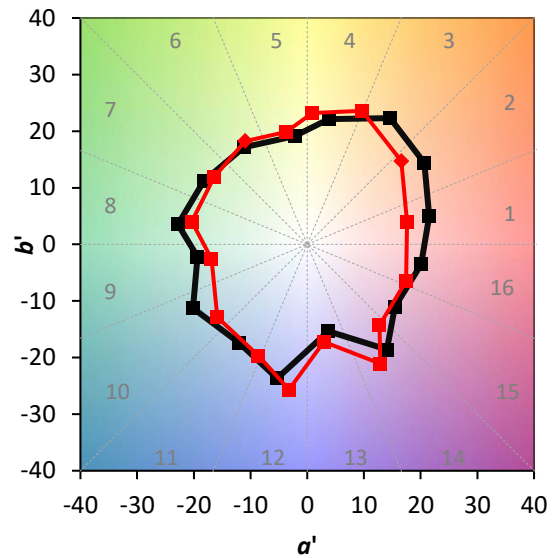
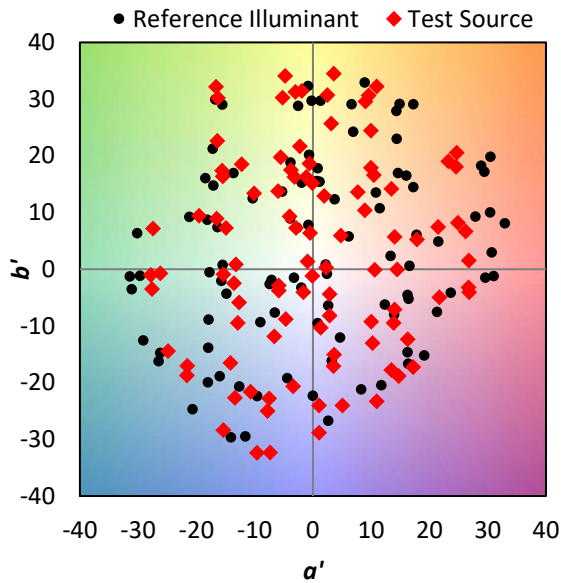
λ (nm)	Power W [^] /nm	Lumens (φ/nm)	λ (nm)	Power W [^] /nm	Lumens (φ/nm)	λ (nm)	Power W [^] /nm	Lumens (φ/nm)	λ (nm)	Power W [^] /nm	Lumens (φ/nm)	λ (nm)	Power W [^] /nm	Lumens (φ/nm)
360	0	NR	490	280	NR	620	701	NR	750	16	NR	880	1	NR
365	0	NR	495	327	NR	625	633	NR	755	14	NR	885	0	NR
370	0	NR	500	378	NR	630	573	NR	760	12	NR	890	0	NR
375	0	NR	505	429	NR	635	511	NR	765	10	NR	895	0	NR
380	0	NR	510	474	NR	640	454	NR	770	9	NR	900	0	NR
385	1	NR	515	514	NR	645	400	NR	775	8	NR	905	0	NR
390	3	NR	520	549	NR	650	350	NR	780	7	NR	910	0	NR
395	6	NR	525	581	NR	655	306	NR	785	6	NR	915	0	NR
400	11	NR	530	613	NR	660	265	NR	790	5	NR	920	0	NR
405	20	NR	535	647	NR	665	230	NR	795	4	NR	925	0	NR
410	37	NR	540	685	NR	670	198	NR	800	4	NR	930	0	NR
415	65	NR	545	727	NR	675	170	NR	805	3	NR	935	0	NR
420	111	NR	550	770	NR	680	147	NR	810	3	NR	940	0	NR
425	180	NR	555	815	NR	685	126	NR	815	3	NR	945	0	NR
430	275	NR	560	864	NR	690	107	NR	820	2	NR	950	0	NR
435	403	NR	565	907	NR	695	92	NR	825	2	NR	955	0	NR
440	562	NR	570	948	NR	700	78	NR	830	2	NR	960	0	NR
445	775	NR	575	977	NR	705	67	NR	835	2	NR	965	0	NR
450	933	NR	580	997	NR	710	57	NR	840	1	NR	970	0	NR
455	801	NR	585	999	NR	715	49	NR	845	1	NR	975	0	NR
460	562	NR	590	988	NR	720	42	NR	850	1	NR	980	0	NR
465	433	NR	595	963	NR	725	36	NR	855	1	NR	985	0	NR
470	332	NR	600	925	NR	730	31	NR	860	1	NR	990	0	NR
475	261	NR	605	877	NR	735	26	NR	865	1	NR	995	0	NR
480	243	NR	610	822	NR	740	22	NR	870	1	NR	1000	0	NR
485	253	NR	615	762	NR	745	19	NR	875	1	NR			

Summary

$R_f = 76.8$
 $R_g = 91.7$
 $CIE R_a = 73.2$
 $R_g = -38.7$

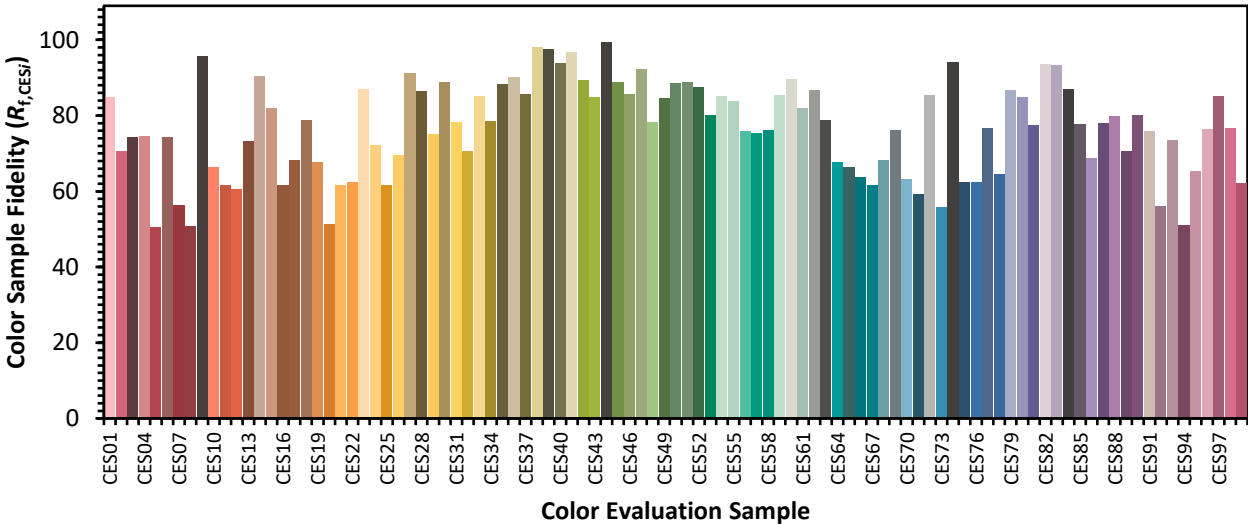


Color Vector Graphics

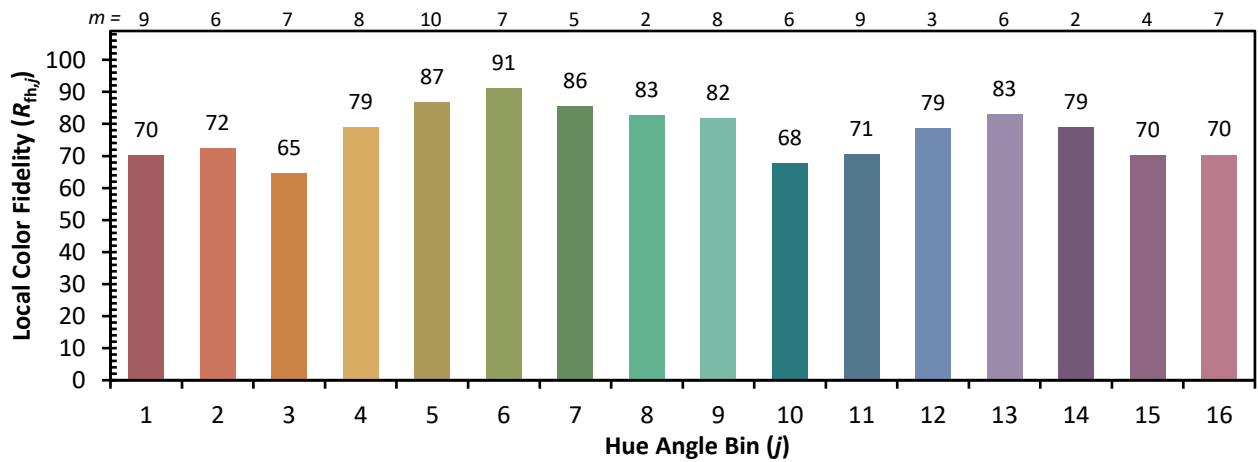
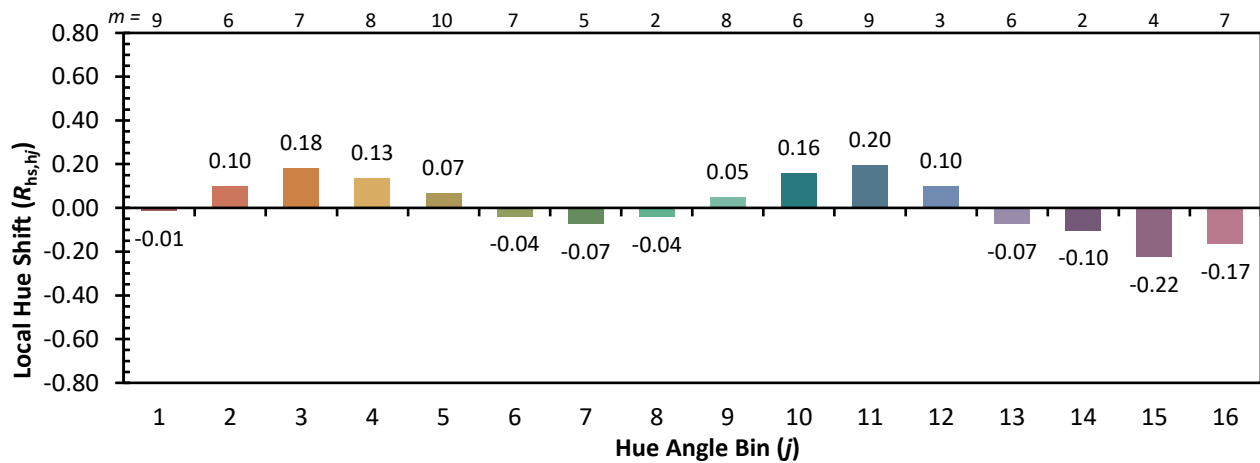
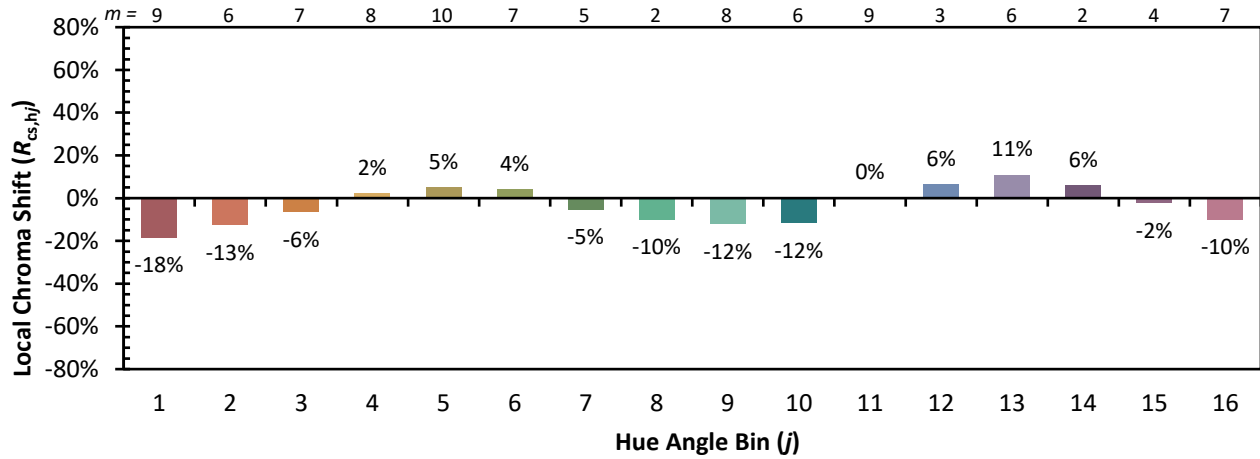


Individual Sample Fidelity Index ($R_{f,i}$)

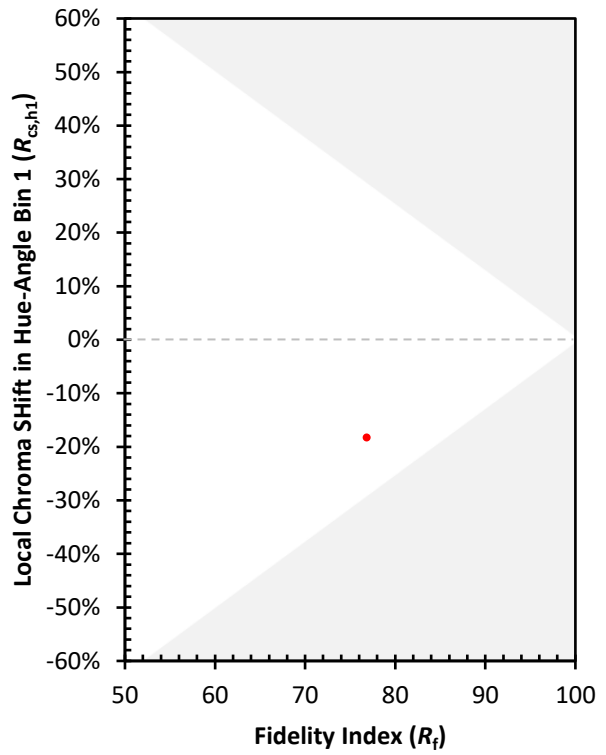
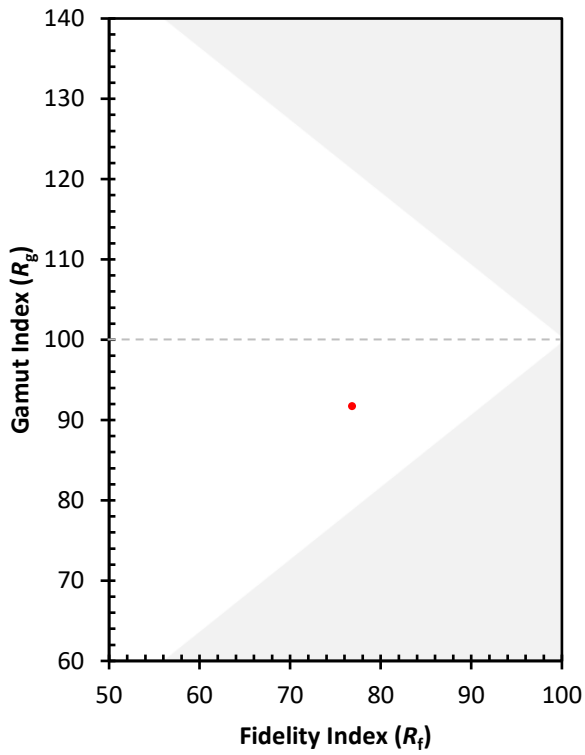
CES01 = 85	CES26 = 70	CES51 = 89	CES76 = 62
CES02 = 61	CES27 = 91	CES52 = 87	CES77 = 77
CES03 = 30	CES28 = 87	CES53 = 80	CES78 = 65
CES04 = 70	CES29 = 75	CES54 = 85	CES79 = 87
CES05 = 47	CES30 = 89	CES55 = 84	CES80 = 85
CES06 = 50	CES31 = 78	CES56 = 76	CES81 = 77
CES07 = 39	CES32 = 70	CES57 = 75	CES82 = 94
CES08 = 38	CES33 = 85	CES58 = 76	CES83 = 93
CES09 = 29	CES34 = 79	CES59 = 85	CES84 = 87
CES10 = 74	CES35 = 88	CES60 = 90	CES85 = 78
CES11 = 57	CES36 = 90	CES61 = 82	CES86 = 69
CES12 = 63	CES37 = 86	CES62 = 87	CES87 = 78
CES13 = 42	CES38 = 98	CES63 = 79	CES88 = 80
CES14 = 74	CES39 = 98	CES64 = 68	CES89 = 71
CES15 = 71	CES40 = 94	CES65 = 66	CES90 = 80
CES16 = 46	CES41 = 97	CES66 = 64	CES91 = 76
CES17 = 49	CES42 = 89	CES67 = 62	CES92 = 56
CES18 = 56	CES43 = 85	CES68 = 68	CES93 = 73
CES19 = 72	CES44 = 99	CES69 = 76	CES94 = 51
CES20 = 64	CES45 = 89	CES70 = 63	CES95 = 65
CES21 = 86	CES46 = 86	CES71 = 59	CES96 = 76
CES22 = 78	CES47 = 92	CES72 = 85	CES97 = 85
CES23 = 92	CES48 = 78	CES73 = 56	CES98 = 77
CES24 = 91	CES49 = 85	CES74 = 94	CES99 = 62
CES25 = 72	CES50 = 89	CES75 = 62	



Color Rendition by Hue-Angle Bin



Measure Comparisons



(END OF REPORT)